



# Global Aluminum Metal Fencing Market Report 2023

Key Players, Types, Applications, Countries, Market Size, Forecast till 2030

Published By: Cognitive Market Research

Pages: 250+ | Last Updated: December 2022 | Format




















## About Cognitive Market Research

COGNITIVE is the global leader in market research and business consulting. We have been publishing more than a 250 research studies every month we serve more than half of the Fortune 500 companies across the globe. We at COGNITIVE can help you with multi-client reports, company profiles, data bases, procurement intelligence and custom research services.

## What Do We Do

We at CMR, cover almost all business verticals, including chemicals, advanced materials, agriculture, biotechnology, industrial automation, medical devices, mining, minerals, metals, packaging, pharmaceuticals, electronics, telecommunications, IT, aerospace & defense, food and beverage & construction and building, and energy and power.

## INDUSTRY VERTICALS

-  **Chemicals**
-  **Advanced Materials**
-  **Agriculture**
-  **Biotechnology**
-  **Industrial Automation**
-  **Medical Devices**
-  **Mining**
-  **Minerals**
-  **Metals**
-  **Packaging**
-  **Pharmaceuticals**
-  **Electronics**
-  **Telecommunications**
-  **IT**
-  **Aerospace and Defense**
-  **Food and Beverage**
-  **Construction and Building**
-  **Energy and Power**



## Company Strategy

We are not only a publisher of the syndicate report but we also provide the industry database and respective topic's consultation. We, at CMR, make all efforts to ensure that our reports cover all aspects of our industry, giving customers a holistic view of the industry. The Report Customization and with a dedicated research analyst access puts us in a business category where none of our competitors are present.

# REPORT DETAILS

The base year for the calculation is 2022 and 2018 to 2022 will be historical period. At the same time, data for the year 2023 will be an estimated one while the forecasted data will be from year 2023 to 2030.

Historical  
Years  
From 2018  
Till 2022

Base Year  
for  
Calculation  
2022

Forecast  
Period  
From 2023  
Till 2030

## Research Methodology

- Primary Research Methodology
- Secondary Research Methodology
- Market Size Estimation Methodology
- Data Triangulation

## Competitors Analysis

- Business Segment/Overview:
- Investment In Research & Development
- Recent Development:
- Business Strategy
- SWOT Analysis

## Market Dynamics

- Key Drivers, Restraints & Opportunities
- Market Attractiveness Analysis for Each Segment & Region
- PESTEL Analysis
- Porter 5 Force's Analysis
- Value Chain Analysis

## Regional & Country Analysis

- North America (United States, Canada, Mexico)
- Europe (UK, France, Germany, Italy, Russia, Spain)
- Asia Pacific (China, Japan, Korea, India, South East Asia)
- South America (Brazil, Argentina, Colombia)
- Middle East & Africa (GCC Countries, Egypt, South Africa, Nigeria, Turkey)



# Report Scope

## Grade

- Commercial
- Industrial

## Type

- Mesh
- Strip

## Application

- Residential
- Commercial
- Industrial

## Regions

- North America
- Europe
- Asia-Pacific
- South America
- Middle East and Africa

## Table of Content

<b>Chapter 1</b>	<b>Research Methodology .....</b>	<b>17</b>
1.1	Research Methodology.....	17
1.1.1	Primary Research.....	18
1.1.2	Modes of Primary Research: .....	19
1.2	Secondary Research Methodology: .....	20
1.3	Market Estimation.....	21
1.3.1	Data Triangulation .....	22
1.4	Questionnaire .....	23
<b>Chapter 2</b>	<b>Industrial Insight and Market Scope.....</b>	<b>25</b>
2.1	Global Aluminum Metal Fencing Industry Introduction.....	25
2.2	Objectives of the Study.....	26
2.3	USP of the Report.....	26
2.4	Who is this report for?.....	27
2.5	Regional Fragmentation .....	27
2.6	Report Duration .....	28
2.7	List of Stakeholders .....	28
<b>Chapter 3</b>	<b>Executive Summary .....</b>	<b>30</b>
3.1	Global Aluminum Metal Fencing Market, 2018 – 2030, (USD Million).....	30
3.2	Global Aluminum Metal Fencing Value, Absolute & Opportunity Analysis.....	31
3.3	Global Aluminum Metal Fencing Market Y-o-Y Growth Projection by Region (2023 - 2030) .....	31
3.4	Global Aluminum Metal Fencing Market: Snapshot .....	32
<b>Chapter 4</b>	<b>Aluminum Metal Fencing Market Overview .....</b>	<b>35</b>
<b>4.1</b>	<b>Product Overview and Scope of Aluminum Metal Fencing Market .....</b>	<b>35</b>
<b>4.2</b>	<b>Global Aluminum Metal Fencing Revenue Market by Region (2018-2030) .....</b>	<b>36</b>
4.2.1	North America Aluminum Metal Fencing Status and Prospect (2018-2030) .....	37
4.2.1.1	North America Aluminum Metal Fencing Value, Absolute & Opportunity Analysis .....	37
4.2.2	Europe Aluminum Metal Fencing Status and Prospect (2018-2030) .....	38
4.2.2.1	Europe Aluminum Metal Fencing Value, Absolute & Opportunity Analysis .....	38
4.2.3	Asia-Pacific Aluminum Metal Fencing Status and Prospect (2018-2030) .....	39

4.2.3.1	Asia-Pacific Aluminum Metal Fencing Value, Absolute & Opportunity Analysis .....	39
<b>4.2.4</b>	<b>South America Aluminum Metal Fencing Status and Prospect (2018-2030) .....</b>	<b>40</b>
4.2.4.1	South America Aluminum Metal Fencing Value, Absolute & Opportunity Analysis .....	40
<b>4.2.5</b>	<b>Middle East and Africa Aluminum Metal Fencing Status and Prospect (2018-2030) .....</b>	<b>41</b>
4.2.5.1	Middle East and Africa Aluminum Metal Fencing Value, Absolute & Opportunity Analysis .....	41
<b>4.3</b>	<b>Global Aluminum Metal Fencing Market Size (2018-2030) .....</b>	<b>42</b>
4.3.1	Global Aluminum Metal Fencing Revenue Status and Outlook (2018-2030) .....	42
<b>Chapter 5</b>	<b>Competitive Analysis (Subject to Availability).....</b>	<b>44</b>
5.1	Global Aluminum Metal Fencing Revenue and Share by Manufacturers (2018-2022) .....	44
5.2	Global Aluminum Metal Fencing Mergers and Acquisition Analysis/ Top Winning Strategies/ New Launches Analysis .....	46
5.3	Company Categorization.....	47
5.4	Top Winning Strategies, by Manufacturers (2018-2023).....	48
<b>Chapter 6</b>	<b>ESG Analysis.....</b>	<b>50</b>
6.1	Company's Overall Disclosure Score.....	50
<b>Chapter 7</b>	<b>COVID – 19 Impact Analysis on Aluminum Metal Fencing Market .....</b>	<b>52</b>
7.1	Global Aluminum Metal Fencing Market – COVID – 19 Impact Analysis.....	52
7.1.1	Influencing Factors.....	53
7.1.2	Forecast Assumptions .....	53
7.1.3	Impact of COVID-19 on Global Aluminum Metal Fencing Market.....	54
7.1.4	Consumer Buying Behavior on Global Aluminum Metal Fencing Market .....	54
<b>Chapter 8</b>	<b>Aluminum Metal Fencing Market – Industry Analysis .....</b>	<b>56</b>
8.1	Market Drivers .....	56
8.1.1	Urbanization and Construction Activities drives the Global Aluminum Metal Fencing Market .....	56
8.2	Market Restraints.....	58
8.2.1	Competition from Other Materials hinders the market growth .....	58
8.2.2	Pricing and Affordability poses significant challenges to the market .....	58

8.3	Opportunity .....	59
8.3.1	Customization and Aesthetics provides considerable edge to the market .....	59
8.3.2	Technological Innovations opens up new opportunities for market growth .....	59
8.4	Market Trends.....	60
8.5	Technological Road Map.....	60
8.6	PESTEL Analysis for Aluminum Metal Fencing Market.....	61
8.6.1	Political .....	61
8.6.2	Economic .....	61
8.6.3	Social .....	62
8.6.4	Technological.....	62
8.6.5	Environmental .....	62
8.6.6	Legal .....	62
8.7	Porter's Five Forces Analysis for Aluminum Metal Fencing Market.....	63
8.7.1	Power of Suppliers.....	64
8.7.2	Threat of Substitutes .....	64
8.7.3	Potential of New Entrants into an Industry .....	65
8.7.4	Power of Customers.....	66
8.7.5	Competition in the Industry.....	66
8.8	Product Life Cycle of Aluminum Metal Fencing Market.....	67
8.9	Market Attractiveness Analysis.....	68
8.9.1	Market Attractiveness Analysis by Type Segment.....	68
8.9.2	Market Attractiveness Analysis by Application Segment .....	69
<b>Chapter 9</b>	<b>Industrial Chain Analysis .....</b>	<b>71</b>
9.1	Industry chain analysis .....	71
9.2	Manufacturing Cost Analysis.....	71
9.3	Consumer Preference Analysis.....	72
9.4	Supply Side Analysis .....	72
9.4.1	Raw Material Analysis .....	72
9.4.2	Raw Material Procurement Analysis .....	72
9.4.3	Raw Material Price Trend Analysis.....	72
<b>Chapter 10</b>	<b>Patent Analysis of Aluminum Metal Fencing Market.....</b>	<b>74</b>
10.1	Patent Analysis.....	74

## Chapter 11 Global Aluminum Metal Fencing Market Analysis by Grade ..... 76

11.1	Global Aluminum Metal Fencing Revenue and Market Share (%) by Grade (2018-2030) .....	76
11.1.1	Commercial.....	77
11.1.1.1	Commercial Aluminum Metal Fencing Value, Absolute & Opportunity Analysis .....	77
11.1.1.2	Aluminum Metal Fencing Market for Commercial, by Country (2021 Vs 2024) .....	78
11.1.2	Industrial .....	79
11.1.2.1	Industrial Aluminum Metal Fencing Value, Absolute & Opportunity Analysis .....	79
11.1.2.2	Aluminum Metal Fencing Market for Industrial, by Country (2021 Vs 2024).....	80

## Chapter 12 Global Aluminum Metal Fencing Market Analysis by Type..... 82

12.1	Global Aluminum Metal Fencing Revenue and Market Share (%) by Type (2018-2030) .....	82
12.1.1	Mesh.....	83
12.1.1.1	Mesh Aluminum Metal Fencing Value, Absolute & Opportunity Analysis .....	83
12.1.1.2	Aluminum Metal Fencing Market for Mesh, by Country (2021 Vs 2024).....	84
12.1.2	Strip .....	85
12.1.2.1	Strip Aluminum Metal Fencing Value, Absolute & Opportunity Analysis .....	85
12.1.2.2	Aluminum Metal Fencing Market for Strip, by Country (2021 Vs 2024).....	86

## Chapter 13 Global Aluminum Metal Fencing Market Analysis by Application ..... 88

13.1	Global Aluminum Metal Fencing Revenue and Market Share (%) by Application (2018-2030).....	88
13.1.1	Residential.....	89
13.1.1.1	Residential Aluminum Metal Fencing Value, Absolute & Opportunity Analysis .....	89
13.1.1.2	Aluminum Metal Fencing Market for Residential, by Country (2021 Vs 2024) .....	90
13.1.2	Commercial.....	91



13.1.2.1	Commercial Aluminum Metal Fencing Value, Absolute & Opportunity Analysis .....	91
13.1.2.2	Aluminum Metal Fencing Market for Commercial, by Country (2021 Vs 2024) .....	92
<b>13.1.3</b>	<b>Industrial .....</b>	<b>93</b>
13.1.3.1	Industrial Aluminum Metal Fencing Value, Absolute & Opportunity Analysis .....	93
13.1.3.2	Aluminum Metal Fencing Market for Industrial, by Country (2021 Vs 2024).....	94

## Chapter 14 Global Aluminum Metal Fencing Manufacturers

### Profiles/Analysis ..... 96

14.1	Fortress Building Products .....	97
14.2	Betafence.....	97
14.3	Ameristar Fence .....	97
14.4	Barrette .....	97
14.5	Master Halco.....	97
14.6	Merchants Metals .....	97
14.7	Elite Aluminum Fence.....	97
14.8	Jerith Manufacturing .....	97
14.9	GreenWay Fence & Railing.....	97
14.10	Muthumani & Co.....	97
14.11	Smucker Fencing .....	97
14.12	Alumi-Guard .....	97
14.13	Others.....	97
14.14	Fortress Building Products .....	98
14.14.1	Fortress Building Products Basic Information, Manufacturing Base, Sales Area and its Competitors.....	98
14.14.2	Business Segment/ Overview:.....	99
14.14.3	Financials .....	100
14.14.4	Aluminum Metal Fencing Product Types Specification .....	101
14.14.5	Investment in Research and Development.....	102
14.14.6	Fortress Building Products Net Sales, By Region (2019-2020).....	103
14.14.7	Recent Developments:.....	103
14.14.8	Business Strategy.....	105
14.14.9	Management Change .....	105
14.14.10	S.W.O.T Analysis .....	106
14.14.11	Fortress Building Products COVID-19 Impact Analysis.....	106

<b>Chapter 15</b>	<b>Global Aluminum Metal Fencing Market: Regional Analysis .....</b>	<b>108</b>
15.1	Global Aluminum Metal Fencing Revenue and Market Share (%) by Region (2018 - 2030) .....	108
<b>Chapter 16</b>	<b>North America Aluminum Metal Fencing Market Development Status and Outlook .....</b>	<b>110</b>
16.1	North America Aluminum Metal Fencing Market by Country, (2018-2030) .....	110
16.2	North America Aluminum Metal Fencing Market Size (2018-2030).....	110
16.3	North America Aluminum Metal Fencing Market Y-o-Y Growth Projection by Country (2023-2030).....	111
16.3.1	North America Aluminum Metal Fencing Market Revenue (USD Million) Size by Grade (2018-2030) .....	112
16.3.2	North America Aluminum Metal Fencing Market Size by Grade 2022 and 2030 .....	112
16.3.3	North America Aluminum Metal Fencing Market Revenue (USD Million) Size by Type (2018-2030) .....	113
16.3.4	North America Aluminum Metal Fencing Market Size by Type 2022 and 2030 .....	113
16.3.5	North America Aluminum Metal Fencing Market Revenue (USD Million) Size by Application (2018-2030) .....	114
16.3.6	North America Aluminum Metal Fencing Market Size by Application 2022 and 2030.....	114
<b>Chapter 17</b>	<b>Europe Aluminum Metal Fencing Market Development Status and Outlook .....</b>	<b>116</b>
17.1	Europe Aluminum Metal Fencing Market by Country, (2018-2030) .....	116
17.2	Europe Aluminum Metal Fencing Market Size (2018-2030) .....	116
17.3	Europe Aluminum Metal Fencing Market Y-o-Y Growth Projection by Country (2023-2030).....	117
17.3.1	Europe Aluminum Metal Fencing Market Revenue (USD Million) Size by Grade (2018-2030) .....	118
17.3.2	Europe Aluminum Metal Fencing Market Size by Grade 2022 and 2030 .....	118
17.3.3	Europe Aluminum Metal Fencing Market Revenue (USD Million) Size by Type (2018-2030) .....	119
17.3.4	Europe Aluminum Metal Fencing Market Size by Type 2022 and 2030 .....	119
17.3.5	Europe Aluminum Metal Fencing Market Revenue (USD Million) Size by Application (2018-2030).....	120
17.3.6	Europe Aluminum Metal Fencing Market Size by Application 2022 and 2030 .....	120

<b>Chapter 18</b>	<b>Asia Pacific Aluminum Metal Fencing Market Development Status and Outlook .....</b>	<b>122</b>
18.1	Asia Pacific Aluminum Metal Fencing Market by Country, (2018-2030) .....	122
18.2	Asia Pacific Aluminum Metal Fencing Market Size (2018-2030) .....	122
18.3	Asia Pacific Aluminum Metal Fencing Market Y-o-Y Growth Projection by Country (2023-2030).....	123
18.3.1	Asia Pacific Aluminum Metal Fencing Market Revenue (USD Million) Size by Grade (2018-2030) .....	124
18.3.2	Asia Pacific Aluminum Metal Fencing Market Size by Grade 2022 and 2030 .....	124
18.3.3	Asia Pacific Aluminum Metal Fencing Market Revenue (USD Million) Size by Type (2018-2030) .....	125
18.3.4	Asia Pacific Aluminum Metal Fencing Market Size by Type 2022 and 2030 .....	125
18.3.5	Asia Pacific Aluminum Metal Fencing Market Revenue (USD Million) Size by Application (2018-2030).....	126
18.3.6	Asia Pacific Aluminum Metal Fencing Market Size by Application 2022 and 2030.....	126
<b>Chapter 19</b>	<b>South America Aluminum Metal Fencing Market Development Status and Outlook .....</b>	<b>128</b>
19.1	South America Aluminum Metal Fencing Market by Country, (2018-2030) .....	128
19.2	South America Aluminum Metal Fencing Market Size (2018-2030).....	128
19.3	South America Aluminum Metal Fencing Market Y-o-Y Growth Projection by Country (2023-2030).....	129
19.3.1	South America Aluminum Metal Fencing Market Revenue (USD Million) Size by Grade (2018-2030) .....	130
19.3.2	South America Aluminum Metal Fencing Market Size by Grade 2022 and 2030.....	130
19.3.3	South America Aluminum Metal Fencing Market Revenue (USD Million) Size by Type (2018-2030) .....	131
19.3.4	South America Aluminum Metal Fencing Market Size by Type 2022 and 2030 .....	131
19.3.5	South America Aluminum Metal Fencing Market Revenue (USD Million) Size by Application (2018-2030) .....	132
19.3.6	South America Aluminum Metal Fencing Market Size by Application 2022 and 2030.....	132
<b>Chapter 20</b>	<b>Middle East and Africa Aluminum Metal Fencing Market Development Status and Outlook .....</b>	<b>134</b>
20.1	Middle East and Africa Aluminum Metal Fencing Market by Country, (2018-2030) .....	134

20.2	Middle East and Africa Aluminum Metal Fencing Market Size (2018-2030).....	134
20.3	Middle East and Africa Aluminum Metal Fencing Market Y-o-Y Growth Projection by Country (2023-2030).....	135
20.3.1	Middle East and Africa Aluminum Metal Fencing Market Revenue (USD Million) Size by Grade (2018-2030) .....	136
20.3.2	Middle East and Africa Aluminum Metal Fencing Market Size by Grade 2022 and 2030 .....	136
20.3.3	Middle East and Africa Aluminum Metal Fencing Market Revenue (USD Million) Size by Type (2018-2030) .....	137
20.3.4	Middle East and Africa Aluminum Metal Fencing Market Size by Type 2022 and 2030 .....	137
20.3.5	Middle East and Africa Aluminum Metal Fencing Market Revenue (USD Million) Size by Application (2018-2030) .....	138
20.3.6	Middle East and Africa Aluminum Metal Fencing Market Size by Application 2022 and 2030 .....	138
<b>Chapter 21</b>	<b>Research Findings.....</b>	<b>140</b>
21.1	Key Takeaways.....	140
21.2	Analyst Point of View .....	140

## List of Figures

FIG. 1	Primary Research Method	18
FIG. 2	Market Research Process	19
FIG. 3	Source of Secondary Research	20
FIG. 4	Global Aluminum Metal Fencing Market, 2018 – 2030, (USD Million)	30
FIG. 5	Global Aluminum Metal Fencing Value, Absolute & Opportunity Analysis	31
FIG. 6	Global Aluminum Metal Fencing Market, Y-o-Y Growth Projection (2023-2030)	31
FIG. 7	Global Aluminum Metal Fencing Revenue Market Share (%) by regions in 2018, 2022, 2030	36
FIG. 8	North America Aluminum Metal Fencing Revenue (USD Million) and Growth Rate (2018-2030)	37
FIG. 9	North America Aluminum Metal Fencing Value, Absolute & Opportunity Analysis	37
FIG. 10	Europe Aluminum Metal Fencing Revenue (USD Million) and Growth Rate (2018-2030)	38
FIG. 11	Europe Aluminum Metal Fencing Value, Absolute & Opportunity Analysis	38
FIG. 12	Asia-Pacific Aluminum Metal Fencing Revenue (USD Million) and Growth Rate (2018-2030)	39
FIG. 13	Asia-Pacific Aluminum Metal Fencing Value, Absolute & Opportunity Analysis	39
FIG. 14	South America Aluminum Metal Fencing Revenue (USD Million) and Growth Rate (2018-2030)	40
FIG. 15	South America Aluminum Metal Fencing Value, Absolute & Opportunity Analysis	40
FIG. 16	Middle East and Africa Aluminum Metal Fencing Revenue (USD Million) and Growth Rate (2018-2030)	41
FIG. 17	Middle East and Africa Aluminum Metal Fencing Value, Absolute & Opportunity Analysis	41
FIG. 18	Global Aluminum Metal Fencing Revenue (USD Million) Status and Outlook (2018-2030)	42
FIG. 19	Global Aluminum Metal Fencing Revenue Share by Manufacturers	45
FIG. 20	Top Winning Strategies, by Manufacturers (2018-2023)	48
FIG. 21	Company's Overall Disclosure Score	50
FIG. 22	Global Construction Industry Revenue (USD Trillion)	57
FIG. 23	Market Attractiveness Analysis by Type Segment	68
FIG. 24	Market Attractiveness Analysis by Application Segment	69
FIG. 25	2022 Revenue Market Share (%) of Aluminum Metal Fencing by Grade	76
FIG. 26	Global Commercial Market Revenue (USD Million) and Growth Rate (%), (2018 – 2030)	77
FIG. 27	Global Commercial Market Revenue (USD Million) and Growth Rate (%), (2018 – 2030)	77
FIG. 28	Aluminum Metal Fencing Market for Commercial, by Country (2021 Vs 2024)	78
FIG. 29	Global Industrial Market Revenue (USD Million) and Growth Rate (%), (2018 – 2030)	79
FIG. 30	Global Industrial Market Revenue (USD Million) and Growth Rate (%), (2018 – 2030)	79
FIG. 31	Aluminum Metal Fencing Market for Industrial, by Country (2021 Vs 2024)	80
FIG. 32	2022 Revenue Market Share (%) of Aluminum Metal Fencing by Type	82
FIG. 33	Global Mesh Market Revenue (USD Million) and Growth Rate (%), (2018 – 2030)	83
FIG. 34	Global Mesh Market Revenue (USD Million) and Growth Rate (%), (2018 – 2030)	83
FIG. 35	Aluminum Metal Fencing Market for Mesh, by Country (2021 Vs 2024)	84
FIG. 36	Global Strip Market Revenue (USD Million) and Growth Rate (%), (2018 – 2030)	85
FIG. 37	Global Strip Market Revenue (USD Million) and Growth Rate (%), (2018 – 2030)	85
FIG. 38	Aluminum Metal Fencing Market for Strip, by Country (2021 Vs 2024)	86
FIG. 39	2022 Revenue Market Share (%) of Aluminum Metal Fencing by Application	88
FIG. 40	Global Residential Market Revenue (USD Million) and Growth Rate (%), (2018 – 2030)	89
FIG. 41	Global Residential Market Revenue (USD Million) and Growth Rate (%), (2018 – 2030)	89
FIG. 42	Aluminum Metal Fencing Market for Residential, by Country (2021 Vs 2024)	90
FIG. 43	Global Commercial Market Revenue (USD Million) and Growth Rate (%), (2018 – 2030)	91
FIG. 44	Global Commercial Market Revenue (USD Million) and Growth Rate (%), (2018 – 2030)	91
FIG. 45	Aluminum Metal Fencing Market for Commercial, by Country (2021 Vs 2024)	92

FIG. 46	Global Industrial Market Revenue (USD Million) and Growth Rate (%), (2018 – 2030)	93
FIG. 47	Global Industrial Market Revenue (USD Million) and Growth Rate (%), (2018 – 2030)	93
FIG. 48	Aluminum Metal Fencing Market for Industrial, by Country (2021 Vs 2024)	94
FIG. 49	Fortress Building Products Revenue Market Share (%) (2018-2022)	100
FIG. 50	Fortress Building Products R&D Investment (USD Million) (2020-2021)	102
FIG. 51	Fortress Building Products Net Sales, By Region (2019-2020)	103
FIG. 52	2018, 2022 and 2030 Revenue Market Share (%) of Aluminum Metal Fencing by Region	108
FIG. 53	North America Aluminum Metal Fencing Market Share (%) by Country (2018-2030)	110
FIG. 54	North America Aluminum Metal Fencing Market Y-o-Y Growth Projection	111
FIG. 55	North America Aluminum Metal Fencing Market Size by Grade 2022 and 2030	112
FIG. 56	North America Aluminum Metal Fencing Market Size by Type 2022 and 2030	113
FIG. 57	North America Aluminum Metal Fencing Market Size by Application 2022 and 2030	114
FIG. 58	Europe Aluminum Metal Fencing Market Share (%) by Country (2018-2030)	116
FIG. 59	Europe Aluminum Metal Fencing Market Y-o-Y Growth Projection	117
FIG. 60	Europe Aluminum Metal Fencing Market Size by Grade 2022 and 2030	118
FIG. 61	Europe Aluminum Metal Fencing Market Size by Type 2022 and 2030	119
FIG. 62	Europe Aluminum Metal Fencing Market Size by Application 2022 and 2030	120
FIG. 63	Asia Pacific Aluminum Metal Fencing Market Share (%) by Country (2018-2030)	122
FIG. 64	Asia Pacific Aluminum Metal Fencing Market Y-o-Y Growth Projection	123
FIG. 65	Asia Pacific Aluminum Metal Fencing Market Size by Grade 2022 and 2030	124
FIG. 66	Asia Pacific Aluminum Metal Fencing Market Size by Type 2022 and 2030	125
FIG. 67	Asia Pacific Aluminum Metal Fencing Market Size by Application 2022 and 2030	126
FIG. 68	South America Aluminum Metal Fencing Market Share (%) by Country (2018-2030)	128
FIG. 69	South America Aluminum Metal Fencing Market Y-o-Y Growth Projection	129
FIG. 70	South America Aluminum Metal Fencing Market Size by Grade 2022 and 2030	130
FIG. 71	South America Aluminum Metal Fencing Market Size by Type 2022 and 2030	131
FIG. 72	South America Aluminum Metal Fencing Market Size by Application 2022 and 2030	132
FIG. 73	Middle East and Africa Aluminum Metal Fencing Market Share (%) by Country (2018-2030)	134
FIG. 74	Middle East and Africa Aluminum Metal Fencing Market Y-o-Y Growth Projection	135
FIG. 75	Middle East and Africa Aluminum Metal Fencing Market Size by Grade 2022 and 2030	136
FIG. 76	Middle East and Africa Aluminum Metal Fencing Market Size by Type 2022 and 2030	137
FIG. 77	Middle East and Africa Aluminum Metal Fencing Market Size by Application 2022 and 2030	138

## List of Tables

TABLE 1	Market Snapshot	32
TABLE 2	Aluminum Metal Fencing Market Revenue (USD Billion) Comparison by Region (2018-2030)	36
TABLE 3	Global Aluminum Metal Fencing Revenue (USD Million) by Manufacturers (2018-2022)	44
TABLE 4	Global Aluminum Metal Fencing Revenue Share by Manufacturers (2018-2022)	45
TABLE 5	Global Aluminum Metal Fencing Market: Market Evaluation Framework	46
TABLE 6	Price Trend Analysis	72
TABLE 7	Global Aluminum Metal Fencing Revenue (USD Million) by Grade (2018-2030)	76
TABLE 8	Global Aluminum Metal Fencing Revenue Share (%) by Grade (2018-2030)	76
TABLE 9	Global Aluminum Metal Fencing Revenue (USD Million) by Type (2018-2030)	82
TABLE 10	Global Aluminum Metal Fencing Revenue Share (%) by Type (2018-2030)	82
TABLE 11	Global Aluminum Metal Fencing Revenue (USD Million) by Application (2018-2030)	88
TABLE 12	Global Aluminum Metal Fencing Revenue Share (%) by Application (2018-2030)	88
TABLE 13	Fortress Building Products Basic Information, Manufacturing Base, Sales Area and Its Competitors	98
TABLE 14	Fortress Building Products Revenue (USD Million), Gross Margin (%) and Market Share (%) (2018-2022)	100
TABLE 15	Global Aluminum Metal Fencing Revenue (USD Million) by Region (2018- 2030)	108
TABLE 16	North America Aluminum Metal Fencing Market by Country Revenue, 2018-2030	110
TABLE 17	North America Aluminum Metal Fencing Market (USD Million) Size by Grade (2018-2030)	112
TABLE 18	North America Aluminum Metal Fencing Market (USD Million) Size by Type (2018-2030)	113
TABLE 19	North America Aluminum Metal Fencing Market (USD Million) Size by Application (2018-2030)	114
TABLE 20	Europe Aluminum Metal Fencing Market by Country Revenue, 2018-2030	116
TABLE 21	Europe Aluminum Metal Fencing Market (USD Million) Size by Grade (2018-2030)	118
TABLE 22	Europe Aluminum Metal Fencing Market (USD Million) Size by Type (2018-2030)	119
TABLE 23	Europe Aluminum Metal Fencing Market (USD Million) Size by Application (2018-2030)	120
TABLE 24	Asia Pacific Aluminum Metal Fencing Market by Country Revenue, 2018-2030	122
TABLE 25	Asia Pacific Aluminum Metal Fencing Market (USD Million) Size by Grade (2018-2030)	124
TABLE 26	Asia Pacific Aluminum Metal Fencing Market (USD Million) Size by Type (2018-2030)	125
TABLE 27	Asia Pacific Aluminum Metal Fencing Market (USD Million) Size by Application (2018-2030)	126
TABLE 28	South America Aluminum Metal Fencing Market by Country Revenue, 2018-2030	128
TABLE 29	South America Aluminum Metal Fencing Market (USD Million) Size by Grade (2018-2030)	130
TABLE 30	South America Aluminum Metal Fencing Market (USD Million) Size by Type (2018-2030)	131
TABLE 31	South America Aluminum Metal Fencing Market (USD Million) Size by Application (2018-2030)	132
TABLE 32	Middle East and Africa Aluminum Metal Fencing Market by Country Revenue, 2018-2030	134
TABLE 33	Middle East and Africa Aluminum Metal Fencing Market (USD Million) Size by Grade (2018-2030)	136
TABLE 34	Middle East and Africa Aluminum Metal Fencing Market (USD Million) Size by Type (2018-2030)	137
TABLE 35	Middle East and Africa Aluminum Metal Fencing Market (USD Million) Size by Application (2018-2030)	138

## Chapter 4 Aluminum Metal Fencing Market Overview

### 4.1 Product Overview and Scope of Aluminum Metal Fencing Market

Aluminum metal fencing is a type of fencing that is constructed using aluminum as the primary material. It offers a combination of durability, aesthetic appeal, and low maintenance, making it a popular choice for various applications such as residential, commercial, and industrial fencing.

Aluminum is naturally resistant to rust and corrosion, making it well-suited for outdoor applications where exposure to the elements is common. Unlike iron or steel, aluminum doesn't easily rust, ensuring the fence maintains its appearance and structural integrity over time. Further, it requires minimal maintenance. It doesn't need to be painted or treated to prevent rust, which reduces ongoing upkeep costs. Occasional cleaning with soap and water is usually sufficient to keep it looking great.

Due to its lightweight nature, aluminum fencing is relatively easy to install. This can potentially reduce labor costs and installation time and thus increases the demand for it.

[Blurred content]

[Blurred content]

[Blurred content]



## 4.2 Global Aluminum Metal Fencing Revenue Market by Region (2018-2030)

TABLE 2 Aluminum Metal Fencing Market Revenue (USD Billion) Comparison by Region (2018-2030)

Regions	2018	2022	2030	Market Share (%) 2030	CAGR (%) (2023-2030)
North America	xx	xx	xx	xx%	xx%
Europe	xx	xx	xx	xx%	xx%
Asia Pacific	xx	xx	xx	xx%	xx%
Latin America	xx	xx	xx	xx%	xx%
Middle East & Africa	xx	xx	xx	xx%	xx%
<b>Total</b>	xx	<b>5.16</b>	xx	xx%	<b>5.42%</b>

The Global Aluminum Metal Fencing market was valued at USD 5.16 Billion in 2022 and is expected to grow at a CAGR of 5.42% over the forecast period from 2023 to 2030.

FIG. 7 Global Aluminum Metal Fencing Revenue Market Share (%) by regions in 2018, 2022, 2030



Source: Cognitive Market Research

## Chapter 8 Aluminum Metal Fencing Market – Industry Analysis

### 8.1 Market Drivers

#### 8.1.1 Urbanization and Construction Activities drives the Global Aluminum Metal Fencing Market

Urbanization and construction activities are significant drivers of various industries, including the aluminum metal fencing market.

Urbanization involves the growth and expansion of cities, leading to increased demand for infrastructure development. This includes the construction of residential, commercial, and industrial buildings, as well as roads, bridges, and public spaces. Many of these projects require fencing solutions for safety, security, and aesthetic purposes.

As urban populations grow, there is a continuous need for housing. Residential developments, including gated communities, housing complexes, and individual homes, often incorporate aluminum fencing to demarcate property boundaries, enhance security, and contribute to the overall visual appeal of the area.

Urbanization drives the establishment of new commercial centers, office buildings, and industrial facilities. These projects may require fencing for security, access control, and privacy. Aluminum fencing is favored for its combination of durability, aesthetics, and low maintenance.

Urbanization leads to the development of public spaces such as parks, gardens, recreational areas, and community centers. These areas often utilize aluminum fencing to create boundaries, protect landscaping, and provide safety for visitors.

With denser populations in urban areas, safety and security concerns become more pronounced. Aluminum fencing is often chosen for its ability to create secure perimeters around properties while maintaining an open and welcoming appearance.

Urbanization comes with a focus on aesthetics as cities strive to create visually appealing environments. Aluminum fencing offers customizable design options that can complement various architectural styles and contribute to the overall aesthetics of urban spaces.

Urban areas are subject to zoning regulations and building codes that often specify the type of fencing allowed. Aluminum fencing's versatility makes it adaptable to these regulations, ensuring compliance while meeting functional and aesthetic requirements.

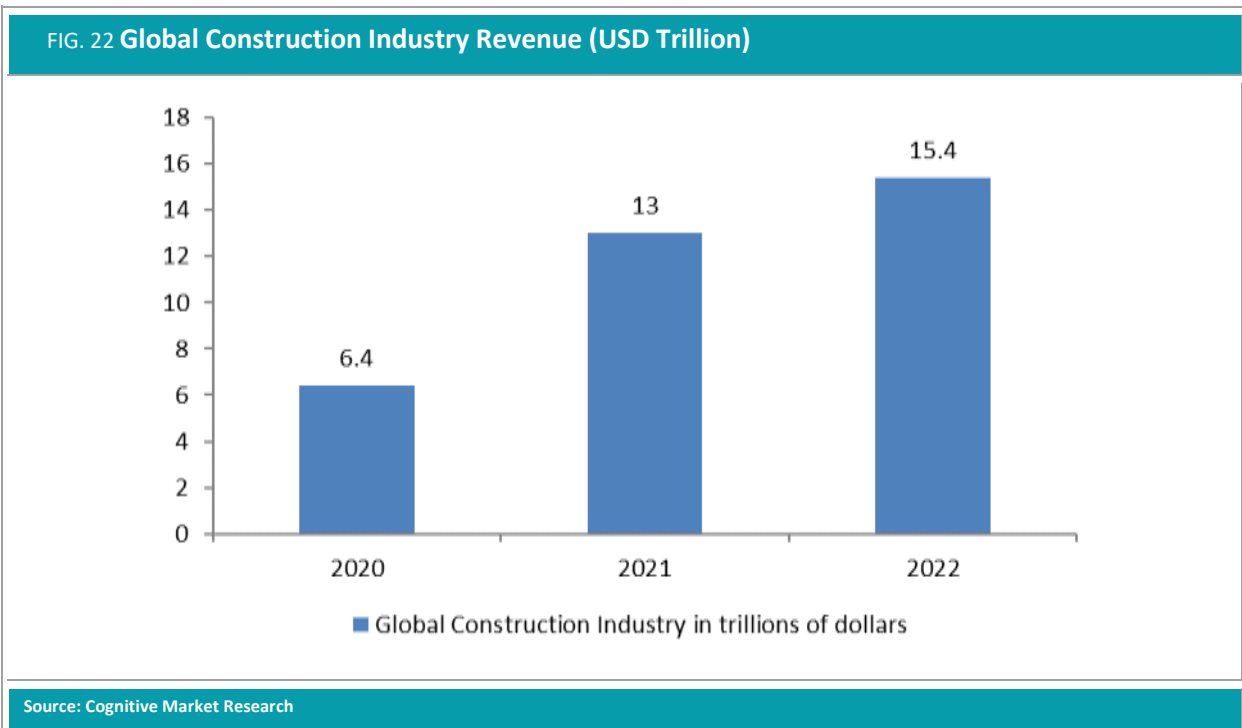
As cities evolve, there's a need to renovate and upgrade existing infrastructure. Aluminum fencing can be a suitable choice for retrofitting projects due to its lightweight nature and ease of installation.

Urban areas often host events, festivals, and gatherings that require crowd control and safety measures. Temporary aluminum fencing can be used to create designated areas and control pedestrian flow.

Urbanization is often linked to economic growth and increased consumer spending. This growth can lead to higher demand for construction and renovation activities, further driving the need for aluminum fencing.

Amid urbanization, there's a growing emphasis on creating green spaces and sustainable environments. Aluminum fencing can be used to protect green areas and contribute to the overall ecological balance of urban regions.

Overall, the ongoing process of urbanization and the associated construction activities create a continuous demand for aluminum fencing. As cities expand and evolve, the need for durable, low-maintenance, and aesthetically pleasing fencing solutions becomes increasingly important, positioning aluminum fencing as a preferred choice in urban environments.



## 8.2 Market Restraints

### 8.2.1 Competition from Other Materials hinders the market growth

[REDACTED]

[REDACTED]

### 8.2.2 Pricing and Affordability poses significant challenges to the market

[REDACTED]

[REDACTED]

### 8.3 Opportunity

#### 8.3.1 Customization and Aesthetics provides considerable edge to the market

[REDACTED]

[REDACTED]

#### 8.3.2 Technological Innovations opens up new opportunities for market growth

[REDACTED]

[REDACTED]

## 14.14 Fortress Building Products

14.14.1 **Fortress Building Products Basic Information, Manufacturing Base, Sales Area and its Competitors**

**TABLE 13** Fortress Building Products Basic Information, Manufacturing Base, Sales Area and Its Competitors

Sr. No.	Item	Description
1	Company Name	Fortress Building Products
2	Website	www.FortressBP.com
3	Headquartered	United States
4	Market Position/ History	Fortress Building materials is one of the most powerful brands in the residential, multi-family, and commercial building materials industries, having been built on the foundation of more than 50 years of invention. Texas-based Fortress has twice been included in the Inc. 5000 list of fastest-growing private companies. The business has also qualified for two years in a row for the Dallas Mid-Market 50 Fastest Growing Companies with Revenues Under \$750 Million list.
5	Sales Area	North America
6	Manufacturing Location	United States
7	Competitors	Specrail Ltd, Ameristar Fence Products Inc, Livers Bronze Co, Fairway Architectural Railing Solutions, etc
8	Ownership Type	Private
9	Contact Information	1720 N 1st Street, Garland, TX 75040 Tel: 1-866-323-4766

#### 14.14.2 Business Segment/ Overview:

Fortress Building Products is a cutting-edge maker of building materials. Its products are designed to provide and support the expanding building materials, fencing, and railing sectors in North America and beyond. The company is made up of four operational business entities: Fortress Railing Products, Fortress Fence Products, Fortress Deck Products, and OZCO Building Products.

##### Fortress Railing Products

Fortress is one of the most powerful brands in the railing market because it is continuously on the cutting edge. Fortress is a category designer for everything from commercial, code-tested items to a variety of household designs. Its whole array of railing solutions for Outdurable Living demonstrates this.

##### Fortress Fence Products

The company offers fencing solutions for residential, commercial, multi-family, high-security, or industrial applications.

##### Fortress Deck Products

Fortress decking is leading a transformation and starting a revolution. It provides two unique lines that will alter the client's needs. It also offers unmatched endurance and unmatched beauty thanks to this wide variety of styles and costs which provide an opportunity to create a deck with innovation.

The company offers several products such as:

- Decking
- Railing
- Fencing
- Framing
- Lighting
- Fasteners
- Cladding
- Pergolas

## 14.14.4 Aluminum Metal Fencing Product Types Specification


Product	Product Description
<b>A2 commercial aluminum fencing</b>	<p>The A2 commercial aluminum fencing is the most durable and adaptable fence company provides. The bigger rail and picket shapes, paired with lightweight tempered metal, safeguard any perimeter. Without maintenance, users may get an expensive style and modern aesthetics.</p> <p>Key Features:</p> <ul style="list-style-type: none"> <li>• Flexible, rackable design for sloped landscapes</li> <li>• Hidden picket-to-rail fastener system offering high-quality aesthetics</li> <li>• Notched Rail &amp; Pre-Punched Post design</li> <li>• Architectural grade powder coating process</li> <li>• Colour-matched panel to post stainless steel fasteners</li> <li>• Perfect for saltwater &amp; coastal environments</li> <li>• Rust-free panels, posts &amp; fasteners</li> <li>• Lifetime limited warranty maximizes investment</li> </ul> <p>Basic Specifications:</p> <ul style="list-style-type: none"> <li>• Pickets: .75" x .75"</li> <li>• Rails: 1.25" x 1.50"</li> <li>• Picket Spacing: 3.75"</li> <li>• Multiple styles with true panel heights ranging from 48" to 72"</li> </ul>
<b>ATHENS RESIDENTIAL Aluminium Fencing</b>	<p>Athens Residential aluminum fence and gate line is coated in a multi-stage process that employs an architectural-grade powder coat to preserve the metal fencing from the weather. Athens Residential has a rackable design that makes it simple to adapt to slope variations. It has a sleek, completed appearance thanks to a patent-pending concealed fastening mechanism.</p> <p>Key Features:</p> <ul style="list-style-type: none"> <li>• Hidden fastener system provides a clean, flowing appearance</li> <li>• Peace of mind with the FortressLock coating process and lifetime limited warranty</li> <li>• Fully rackable panels match up to 10 degrees of grade change</li> </ul>




	<ul style="list-style-type: none"> <li>• Gloss Black (traditional shine) and Black Sand (modern matte) finishes available</li> <li>• 8-panel styles to choose from in 2 &amp; 3 rail configurations</li> <li>• Easy installation with 2" &amp; 2.5" pre-punched posts</li> <li>• Multiple panel configurations to meet ICC Pool Code</li> <li>• Poly-Loc clip secures rails into the post with ease and will not rust like metal clips used by all other competitors</li> <li>• Internal rail support designed specifically for faster notching</li> <li>• Walk, Drive, and Arched Gates available in 4', 5', and 6' heights</li> <li>• Made from extruded 6005-T5 aluminum</li> <li>• Virtually no upkeep or maintenance is needed with FortressLock rust-free panels</li> <li>• Lifetime limited warranty maximizes your investment</li> </ul>
--	--

14.14.5 Investment in Research and Development

Research and development costs incurred and charged to income for the fiscal years ended December 31, 2021 and 2020 were \$XX million and \$YY million respectively.



14.14.6 **Fortress Building Products Net Sales, By Region (2019-2020)**



14.14.7 **Recent Developments:**

Year	Latest News
September 2021	<p><b>Fortress Building Products launched A2 commercial aluminium fencing</b></p> <p>Fortress building Products introduces its newest product, an A2 commercial aluminium fence, to give commercial construction experts a fashionable perimeter line solution that offers exceptional versatility. The fence is made of lightweight, tempered aluminum that is sturdy and long-lasting enough to guard commercial-grade property borders, and it has broader rails and picket profiles than the Athens Residential product line. The system can tolerate grade variations up to 40 inches and achieve the widest range of rackability in the commercial industry for a smooth, continuous fence line on uneven ground. A2 complements Fortress Building Products' current Athens Residential aluminum fence line and is offered through its North American dealer network. There is a need for fence systems with better rackability that can readily adjust slope</p>

	<p>variations because few commercial buildings and mixed-use projects are located on perfectly level land. These requirements may be satisfied while also offering uniform strength with a fence system like A2.</p>
--	--

#### 14.14.8 **Business Strategy**

Fortress Building solutions prioritizes innovation and is dedicated to creating ground-breaking solutions to advance the decking and railing sector. For instance, the business has applied multi-layered, long-lasting anti-corrosion coating technology to its goods, which it has adopted from the premium car sector. This results in railing items that are almost maintenance-free and long-lasting. Fortress is devoted to producing the toughest railing systems on the market. It take the initiative to test products to ensure that they adhere to or surpass codes for different single-, multi-, and commercial applications.

#### 14.14.9 **Management Change**

[REDACTED]

**14.14.10 S.W.O.T Analysis****Strength**

- ❖ Unique manufacturing process
- ❖ Innovative new framing

**Weakness**

- ❖ Limited focus area

**Opportunity**

- ❖ Expansion in product line
- ❖ Rising construction activities

**Threats**

- ❖ Fluctuation in raw material costs
- ❖ Disruption in supply chain

**14.14.11 Fortress Building Products COVID-19 Impact Analysis**

***Note: Company Revenue Information Will Be Provided Subject to Data Availability!***

**Helpful Links:**

<b>To preview full sample pages:</b>	<a href="https://www.cognitivemarketresearch.com/assets/client_dashboard/pdf/Sample_Global_Aluminum_Metal_Fencing_Market_Report_20231691741015.pdf">https://www.cognitivemarketresearch.com/assets/client_dashboard/pdf/Sample_Global_Aluminum_Metal_Fencing_Market_Report_20231691741015.pdf</a>
<b>Master copy (Region + country edition) starts at a price range of \$3,740.00</b>	<a href="https://www.cognitivemarketresearch.com/assets/client_dashboard/pdf/Sample_Global_Aluminum_Metal_Fencing_Market_Report_20231691741005.pdf">https://www.cognitivemarketresearch.com/assets/client_dashboard/pdf/Sample_Global_Aluminum_Metal_Fencing_Market_Report_20231691741005.pdf</a>
<b>Report Details Page</b>	<a href="https://www.cognitivemarketresearch.com/aluminum-metal-fencing-market-report">https://www.cognitivemarketresearch.com/aluminum-metal-fencing-market-report</a>
<b>Purchase the report</b>	<a href="https://www.cognitivemarketresearch.com/aluminum-metal-fencing-market-report">https://www.cognitivemarketresearch.com/aluminum-metal-fencing-market-report</a>
<b>PDF Format (Complimentary)</b>	<a href="https://www.cognitivemarketresearch.com/assets/images/report_pdf/ComplimentaryAccess.pdf">https://www.cognitivemarketresearch.com/assets/images/report_pdf/ComplimentaryAccess.pdf</a>
<b>Power Bi Format (Complimentary)</b>	<a href="#">Power BI Format</a>
<b>Research Methodology</b>	<a href="https://www.cognitivemarketresearch.com/research-methodology">https://www.cognitivemarketresearch.com/research-methodology</a>
<b>Speak to Analyst</b>	<a href="https://calendly.com/speak-to-analyst">https://calendly.com/speak-to-analyst</a>
<b>CMR Clientele</b>	<a href="https://www.cognitivemarketresearch.com/clientele">https://www.cognitivemarketresearch.com/clientele</a>
<b>CMR Services</b>	<a href="https://www.cognitivemarketresearch.com/services">https://www.cognitivemarketresearch.com/services</a>

**Related Reports:**

Report Title	Report Link
<b>Geofencing Market</b>	<a href="https://www.cognitivemarketresearch.com/geofencing-market-report">https://www.cognitivemarketresearch.com/geofencing-market-report</a>
<b>Fencing Apparel Market</b>	<a href="https://www.cognitivemarketresearch.com/fencing-apparel-market-report">https://www.cognitivemarketresearch.com/fencing-apparel-market-report</a>
<b>Electric fencing Market</b>	<a href="https://www.cognitivemarketresearch.com/electric-fencing-market-report">https://www.cognitivemarketresearch.com/electric-fencing-market-report</a>

**Differentiation between two editions (Region Specific Edition Vs Region + Country Specific Edition):**

	Region-level market split starts @ \$2,445.00 USD	Region + Country level market split at additional cost of +\$1,295 USD
Executive Summary & Market Overview	✓	✓
Manufacturers Market Share and Profiles/Analysis	✓	✓
ESG Analysis	✓	✓
Qualitative Analysis {COVID – 19 Impact, Industrial Dynamics, Market Attractiveness Analysis, PESTEL Analysis, Porter’s Five Forces Analysis, Consumer Preference Analysis, Patent Analysis, Industrial Chain Analysis, Manufacturing Cost Analysis}	✓	✓
Segmentation Analysis {Revenue and Market Share (%) (2018-2030), Value, Absolute & Opportunity Analysis, Comparison by Country (2021 Vs 2024)}	✓	✓
Regional Analysis {Revenue and Market Share (%) by Region (2018 - 2030)} <b>Regions Analyzed:</b> <ul style="list-style-type: none"> <li>• North America</li> <li>• Europe</li> <li>• Asia-Pacific</li> <li>• South America</li> <li>• Middle East and Africa</li> </ul>	✓	✓
Country Analysis {Revenue and Market Share (%) by Country (2018 - 2030)} <b>Countries Analyzed:</b> <ul style="list-style-type: none"> <li>• North America (United States, Canada, Mexico)</li> <li>• Europe (United Kingdom, France, Germany, Italy, Russia)</li> <li>• Asia-Pacific (China, Japan, Korea, India, Rest of APAC)</li> <li>• South America (Brazil, Argentina, Colombia, Rest of South America)</li> <li>• Middle East and Africa (Turkey, Nigeria, Egypt, South Africa, GCC Countries)</li> </ul>	✓	✓
<b>Additional</b> Countries Analysis: {Revenue and Market Share (%) by Country (2018 - 2030)} <b>Additional Countries Analyzed:</b> <ul style="list-style-type: none"> <li>• Europe (Spain, Sweden, Denmark, Netherlands, Switzerland, Belgium)</li> <li>• Asia-Pacific (Australia, Philippines, Singapore, Malaysia, Thailand, Indonesia)</li> <li>• South America (Peru, Chile)</li> <li>• Middle East and Africa (Saudi Arabia, UAE, Rest of MEA)</li> </ul>	X	✓
Regional Company Market Share (any one)	X	✓

Country Company Market Share (any one)	X	✓
Volume Data (On Request)	X	✓



## LICENSE AND PURCHASE OPTIONS

License Type:	Student User	Data Pack	Single User	Team User	Corporate User	Atheneum
Price	\$945	\$1845	\$2445	\$4545	\$6845	Starts from \$10,000.00
Access	Student Report Edition	Excel Sheet	PDF + Excel File	PDF + Excel File + Cloud	PDF + Excel + PPT + BI + Cloud + User Dashboard	Access to Aluminum Metal Fencing DATABASE + Other Relevent Markets
User Access	Restricted Print, Copy, Paste	Restricted Print, Copy, Paste	Limited to 1 User	Limited to Team User	Unlimited User Access	Unlimited User Access
Future Updates	Paid	Paid	Paid	Paid	Free (3 Years Validity)	Unlimited Validity
Quarterly Updates	X	X	X	X	Free Quarterly Industry Update	Free Quarterly Industry Update
Add Ons	✓	✓	✓	✓	✓	✓
License Upgrade	✓	✓	✓	✓	✓	✓
Print Access	NA	NA	Included	Included	Included	Included
Data Pack (Add-On)	\$645.00	Included	Included	Included	Included	Included



**Easy to Access**

Clients have the option to choose from a vast database of reports with the user based subscription plan.

**Customization**

The users have an option to customize additionally they can send suggestions for conducting market research at an nominal cost.

**Cost Factor**

We only charge for those servies that you use.

**Priority Support**

Our clients will have access dedicated research analyst and dedicated account manager for any assistance.

**Easy Download**

Client can access easily both quantitative and qualitative reports in Pdf, Excel, PPT, BI, Cloud access.

Data has been removed due to this being a sample, to access the paid version please contact us!

## Disclaimer

- Any part of this report cannot be reproduced, kept in a retrieval system or transmitted in any kind by any means, electronic, mechanical, photocopying, recording or otherwise, without the prior permission of the publisher, Cognitive Market Research.
- The TOC is subject to change during final deliverable depending upon the feasibility, availability of data, and customization of contents from either party.
- The information and opinions in this report were prepared by Cognitive Market Research. The information's herein is believed to be reliable and has been obtained from public sources believed to be reliable. All info provided in this report is provided for information purposes solely.
- The facts of this report are believed to be correct at the time of publication however cannot be assured. Please note that the judgments, conclusions and recommendations that Cognitive Market Research delivers can be based on information gathered in good faith from each primary and secondary source, we have a tendency to be always in a position to ensure.
- Research can initiate, update and cease coverage alone at the discretion of the Cognitive Market Research.
- Cognitive Market Research has no obligation to notify a recipient thereof within the event that any estimation, forecast, changes or subsequently becomes inaccurate.



**How to contact us to Access the paid reports version**

**OR**

**If you have any query**

**Email:**  
[sales@cognitivemarketresearch.com](mailto:sales@cognitivemarketresearch.com)  
[info@cognitivemarketresearch.com](mailto:info@cognitivemarketresearch.com)  
[admin@cognitivemarketresearch.com](mailto:admin@cognitivemarketresearch.com)



**Phone:**  
USA: (+1) 312-376-8303  
Europe and UK: (+44) 20-8144-9523  
Asia Pacific: (+852) 81930785  
India: (+91) 983-496-8611

**Address:**

**Sales Office Address (USA): 20 N State Street, Chicago, Illinois, 60602 United States**  
**Headquarters: G4060, Solitaire Business Hub, Viman Nagar, Pune, Maharashtra 411014.**